



Regional Greenhouse Gas Inventory: Transportation and Stationary Energy 2005 - 2015

SCOPE OF INVENTORY

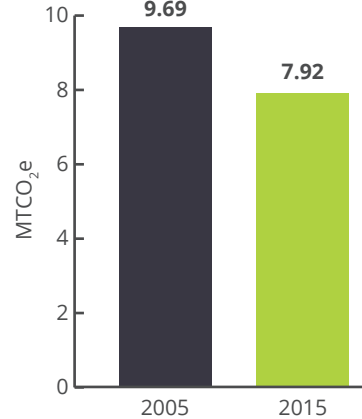
Transportation
On-road, Passenger
Rail, Freight Rail

Stationary Energy
Residential, Commercial,
Industrial Electricity and
Natural Gas

AVERAGE ANNUAL
**TOTAL
EMISSIONS**

48.8
MMTCO₂e

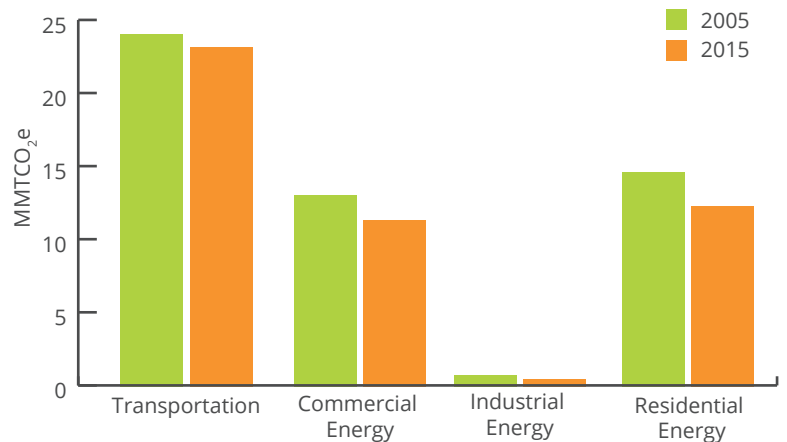
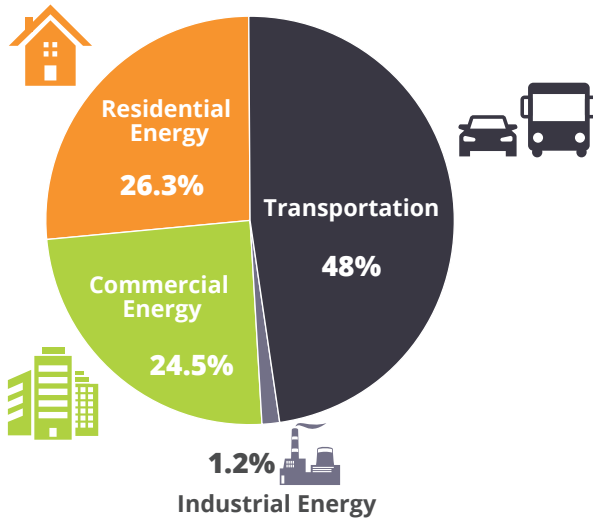
PER CAPITA EMISSIONS



**CHANGE
IN EMISSIONS**
↓ 18%

EMISSIONS BY SECTOR

2005 - 2015 AVERAGE



10 YEAR EMISSION TRENDS

